

RapidArc. One revolution is all it takes.



“Previous approaches to arc IMRT therapy have been restrictive. Some are limited by machine design, and deliver treatments in the axial plane only, making it impractical to treat certain anatomical sites.”

*William F. Regine, MD,
Chairman, Department of Radiation Oncology,
University of Maryland School of Medicine,
and Chief of Radiation Oncology,
University of Maryland Medical Center*



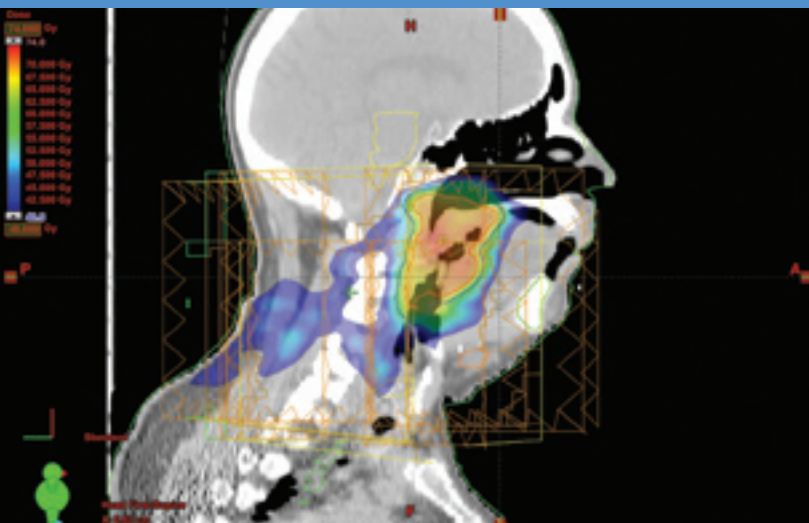
Introducing **RapidArc.**

RapidArc™ radiotherapy technology by Varian Medical Systems makes it possible to deliver all the benefits of IMRT in dramatically shorter treatment times.

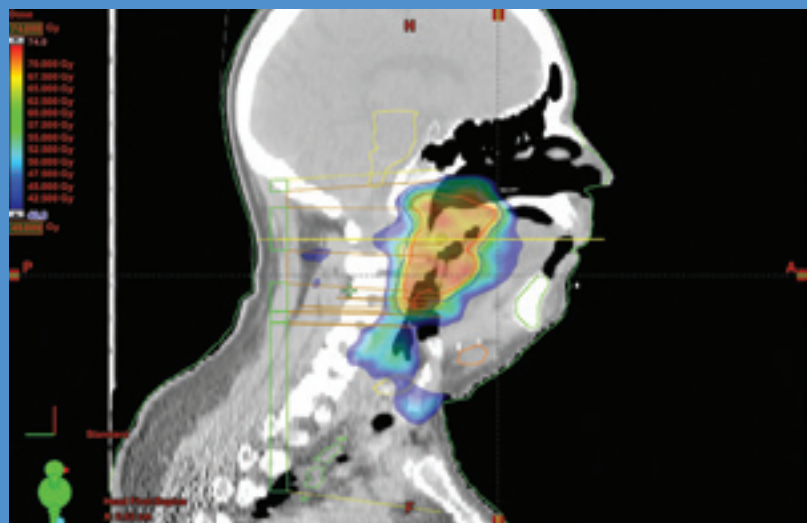
RapidArc delivery uses Dynamic MLC, variable dose rate, and variable gantry speed to generate IMRT-quality dose distributions in a single optimized arc around the patient. Clinicians can now deliver continuously modulated dose to the entire tumor volume while sparing more normal, healthy tissue.

RapidArc represents a major advance in radiation therapy.

RapidArc. Revolutionizing IMRT.



A treatment plan for head and neck cancer using conventional IMRT.



A treatment plan for head and neck cancer using RapidArc delivery. RapidArc achieves treatment objectives better than today's best IMRT techniques.

“RapidArc is extremely time-efficient, which contributes to patient comfort and improved throughput.”

*Cedric Yu, DSc,
Carl M. Mansfield, MD, Professor of Radiation Oncology,
University of Maryland Medical Center*

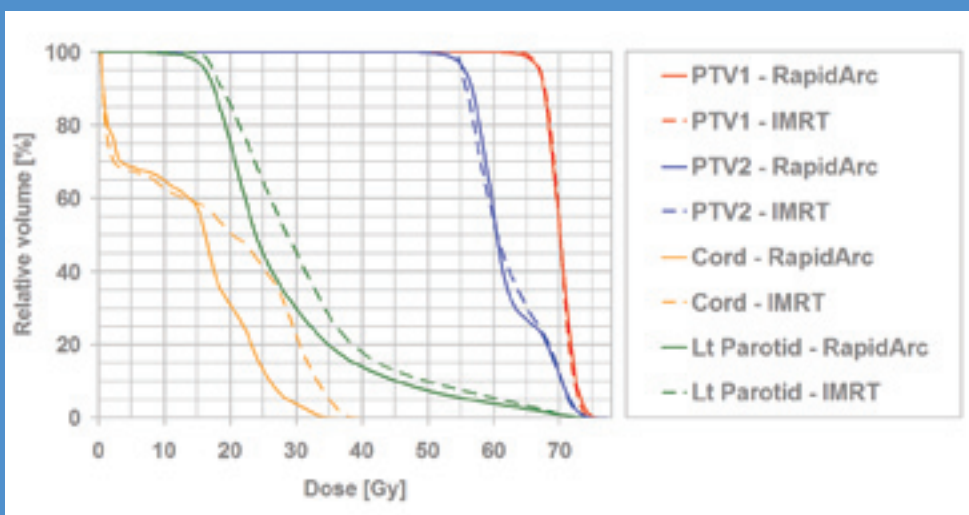
RapidArc is **fast**.

RapidArc delivery establishes an entirely new benchmark for speed: a complete IMRT-quality treatment can be delivered in less than two minutes. RapidArc can improve patient comfort by dramatically reducing the amount of time patients spend on the treatment couch. Faster treatments accelerate patient throughput. With RapidArc, clinicians can consider treating more patients per day and giving each patient more focused attention.

RapidArc is **efficient**.

RapidArc delivery combines unprecedented speed with uncompromised quality. A RapidArc delivery produces as little as 600 MU per fraction.* Fixed-field IMRT treatments of similar quality can easily generate 1,000 to 3,000 MU. RapidArc's single gantry rotation not only speeds treatment delivery, but may also result in less leakage, less scatter, and lower overall peripheral dose than conventional IMRT treatments.

* Computed for a 2 Gy treatment fraction.



A DVH illustrates the dose conformity and critical organ sparing achievable with RapidArc compared to equivalent target coverage using conventional IMRT.

RapidArc is **precise.**

RapidArc planning, powered by the Eclipse™ treatment planning system, uses a unique algorithm to simultaneously modulate aperture shape, dose rate, and gantry speed at every gantry angle. This results in improved dose conformity for greater normal tissue sparing. Precisely conformal dose distribution and uniform target coverage increase the probability of tumor control without complications.

“The speed of MLC motion, gantry rotation speed, and dose rate are all used by the algorithm to ensure the treatment is delivered efficiently and accurately.”

RapidArc is **simple.**

RapidArc planning enables clinicians to develop IMRT quality treatments with a single arc – even for complex IMRT treatments typically requiring nine or more fields. Only Eclipse has algorithms specially designed for RapidArc delivery.

*Karl Otto, PhD,
Medical Physicist, British Columbia Cancer Agency*

RapidArc joins the toolset of clinical capabilities supporting static fields, noncoplanar treatments, electron therapy, and conventional forms of IMRT, IGRT, SBRT, and SRS. The latest technology with no compromise.



Fighting cancer
at every turn.

RapidArc® | www.RapidArcForLife.com



A turning
point in the fight
against cancer.

RapidArc® | www.RapidArcForLife.com



RapidArc marketing is **powerful.**

The materials in the RapidArc Hospital Marketing Kit are specifically designed to help build awareness of your facility and promote RapidArc to patients, physicians, and your community.

The RapidArc marketing program includes sample materials and an image library to support a full range of communications, including:

- Public relations
- Advertising
- Direct marketing
- Open houses
- Presentations
- Website promotions

Experienced leadership.

Varian Medical Systems has been an innovator in the field of radiation therapy since 1954. During that time, Varian has earned a solid reputation for introducing promising new oncology treatment solutions. Today, most leading clinics in America use Varian products.* Thousands of physicians have used Varian equipment to treat millions of patients in the fight against cancer.

RapidArc delivery. It's fast. It's precise. It's personal. And it is the latest example of how we use the experience of the past to build hope for the future.

Learn more at www.varian.com/RapidArc

* Data based on the 2006 edition of "America's Best Hospitals" from *U.S. News & World Report*.

Varian Medical Systems
Oncology Systems
3100 Hansen Way
Palo Alto, CA 94304-1038
Tel: 650.424.5700 | Tel: 800.544.4636
<http://www.varian.com>

USA headquarters

California

Varian Medical Systems
Palo Alto, CA
Tel: 650.424.5700
800.544.4636
Fax: 650.493.5637
www.varian.com

USA regional offices

California

Varian Medical Systems
Corona, CA
Tel: 951.280.4401
Fax: 951.280.4300

Georgia

Varian Medical Systems
Marietta, GA
Tel: 770.955.1367
Fax: 678.255.3850

Illinois

Varian Medical Systems
Des Plaines, IL
Tel: 847.321.6810
Fax: 847.321.6811

New Jersey

Varian Medical Systems
Clark, NJ
Tel: 732.340.9346
Fax: 732.381.1060

European headquarters

Switzerland

Varian Medical Systems
International AG
Zug, Switzerland
Tel: 41.41.749.8844
Fax: 41.41.740.3340

Austria

Varian Medical Systems
Gesellschaft m.b.H.
Voersdorf, Austria
Tel: 43.1.698.56.56
Fax: 43.1.698.56.59

Belgium

Varian Medical Systems
Belgium N.V./S.A.
Diegem, Belgium
Tel: 32.2.720.10.08
Fax: 32.2.720.77.07

Finland

Varian Medical Systems
Finland Oy
Helsinki, Finland
Tel: 358.9.430.771
Fax: 358.9.455.4585

France

Varian Medical Systems
France
Buc, France
Tel: 33.1.30.83.83.83
Fax: 33.1.30.83.83.00

Germany

Varian Medical Systems
Deutschland GmbH
Darmstadt, Germany
Tel: 49.61.51.73130
Fax: 49.61.51.731313

India

Varian Medical Systems
India Pvt Ltd.
Mumbai, India
Tel: 91.22.26162301
Fax: 91.22.26162277

Varian Medical Systems
India Pvt Ltd.
Chennai, India
Tel: 91.44.28295970
Fax: 91.44.28295980

Italy

Varian Medical Systems
Italia, S.p.A.
Cernusco s/N (MI), Italy
Tel: 39.02.921.351
Fax: 39.02.921.35240

Netherlands

Varian Medical Systems
Nederland B.V.
Houten, Netherlands
Tel: 31.30.634.0506
Fax: 31.30.636.2466

Scandinavia

Varian Medical Systems
Scandinavia AS
Herlev, Denmark
Tel: 45.44.500.100
Fax: 45.44.500.190

Spain and Portugal

Varian Medical Systems
Ibérica, S.L.
Madrid, Spain
Tel: 34.91.33.44.800
Fax: 34.91.33.44.801

UK and Ireland

Varian Medical Systems
UK Ltd.
Crawley, West Sussex,
UK
Tel: 44.1293.601.200
Fax: 44.1293.510.260

Asian headquarters

Hong Kong

Varian Medical Systems
Pacific, Inc.
Kowloon, Hong Kong
Tel: 85.22.724.2836
Fax: 85.22.369.4280

China

Varian Medical Systems
China Ltd.
Beijing, P.R. China
Tel: 8610.6512.7169
Fax: 8610.6523.2039

Japan

Varian Medical Systems K.K.
Chuo-ku, Tokyo, Japan
Tel: 81.3.3639.9700
Fax: 81.3.3639.9623

Latin American headquarters

Florida

Varian Medical Systems
Miami, FL USA
Tel: 305.929.1970
Fax: 305.929.1971

Brazil

Varian Medical Systems
do Brasil Ltda.
São Paulo, Brazil
Tel: 55.11.3457.2655
Fax: 55.11.3286.0034

Australian headquarters

Australia

Varian Medical Systems
Australasia Pty Ltd.
Sydney, Australia
Tel: 61.2.9485.0111
Fax: 61.2.9485.0119

Copyright © 2007 Varian Medical Systems, Inc.
Clinac, Trilogy, Varian, and Varian Medical Systems are registered trademarks and Eclipse and RapidArc are trademarks of Varian Medical Systems, Inc.
The names of other companies and products mentioned herein are used for identification purposes only and may be trademarks or registered trademarks of their respective owners.
RAD 10008B | Printed in USA. 5/08 (10M)